


VISION+LITE LED Wall Light

IP54 - UP/DOWN THROW WALL LIGHT - GU10 LED LAMP


Turned aluminium body, tempered glass cover with integrated heat sinking mechanism for MR16 lamps.

VYR-20463 (Fixed)



2 x GU10 LED Lamp
2700K/3000K/4000K
FIXTURE COLOR: WHITE/SILVER/BLACK

VYR-20468A (Adjustable)



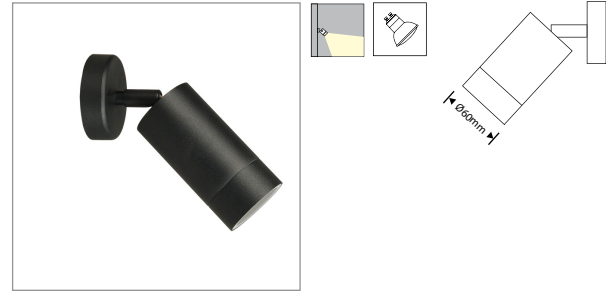
2 x GU10 LED Lamp
2700K/3000K/4000K
FIXTURE COLOR: WHITE/SILVER/BLACK

VYR-20461A (Fixed)



1 x GU10 LED Lamp
2700K/3000K/4000K
FIXTURE COLOR: WHITE/SILVER/BLACK

VYR-20462A (Adjustable)

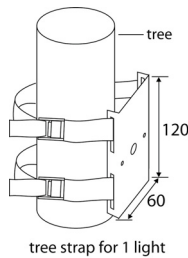


1 x GU10 LED Lamp
2700K/3000K/4000K
FIXTURE COLOR: WHITE/SILVER/BLACK

VYR 20462-01 (GU 10)
Inground spotlight with spike
version. (refer to page 235)



Tree up/down lighting with straps



GU 10 LED OPTION

VB LTC-LPC1610M (7.5W)
CoB (620lm)
3000K/4000K
Beam angle: 24° / 36°

VLCL-TC52 (5.2W)
DIMMABLE, CRI 90
CoB (430lm)
3000K/4000K/6500K
Beam angle: 38°

VLCL-TC52 (6.8W)
DIMMABLE, CRI 97
CoB (480lm)
3000K/4000K/6500K
Beam angle: 38°

Ordering Code: VYR-V - O - ZZZ - CC

Example: VYR-20462A-(choice of retrofit GU10 LED lamps: refer to page 402)-830-BK

V =20463, 20468A, 20461A, 20462A

O = TYPE OF GU10 LED

CC is Fixture Color, **WH** = White; **SV** = Silver; **BK** = Black

ZZZ = the code for color rendering and color temperature, eg. **827** = CRI >80 and CCT - 2700K; **830** = CRI >80 and CCT - 3000K; **840** = CRI >80 and CCT - 4000K